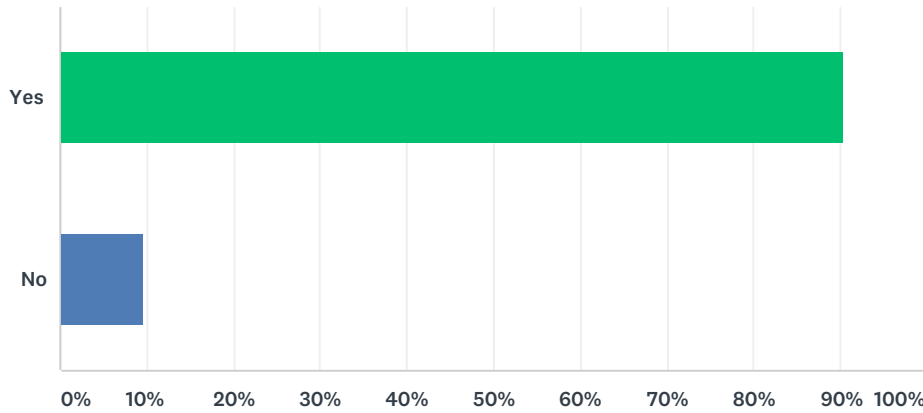


Q1 Do you or does anyone in your household have a Brandon Township Public Library card?

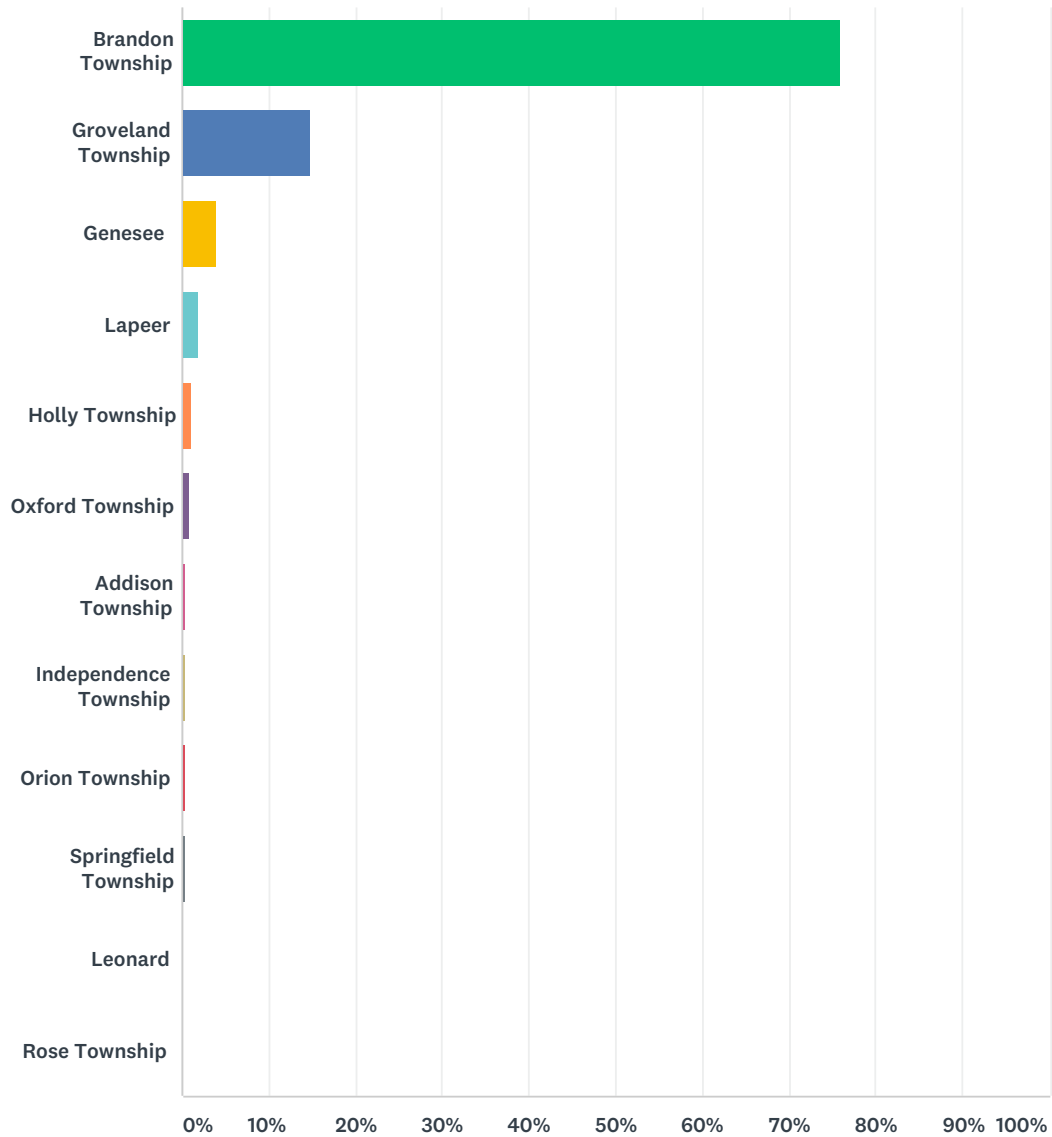
Answered: 279 Skipped: 7



ANSWER CHOICES	RESPONSES	
Yes	90.32%	252
No	9.68%	27
TOTAL		279

Q2 Where do you live?

Answered: 270 Skipped: 16

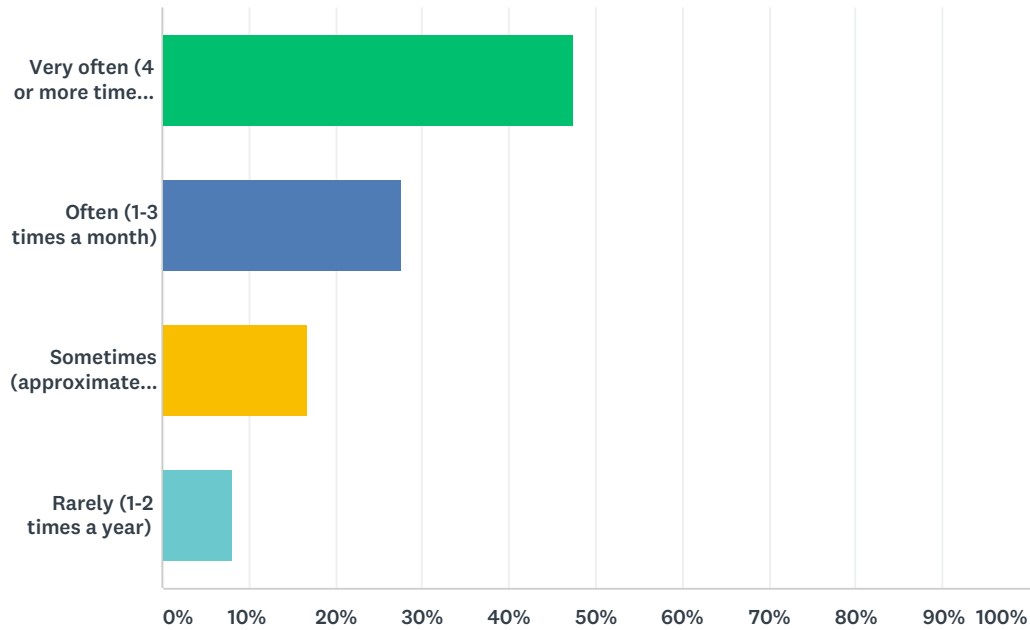


ANSWER CHOICES	RESPONSES	
Brandon Township	75.93%	205
Groveland Township	14.81%	40
Genesee	4.07%	11
Lapeer	1.85%	5
Holly Township	1.11%	3
Oxford Township	0.74%	2
Addison Township	0.37%	1
Independence Township	0.37%	1

Orion Township	0.37%	1
Springfield Township	0.37%	1
Leonard	0.00%	0
Rose Township	0.00%	0
TOTAL		270

Q3 How often do you visit the library?

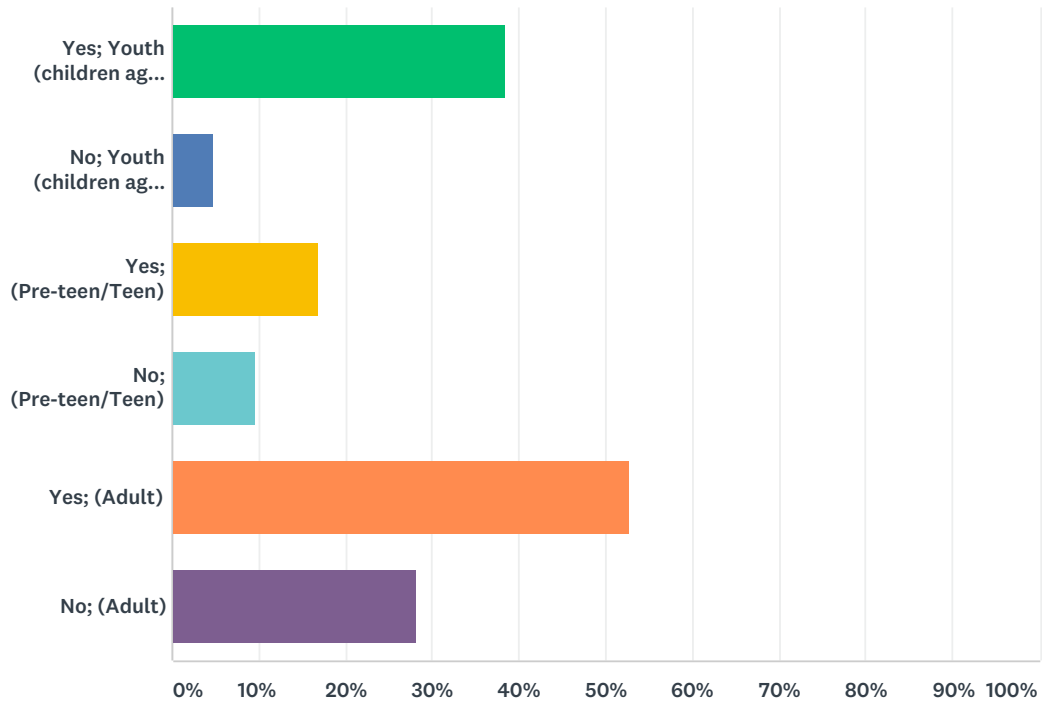
Answered: 282 Skipped: 4



ANSWER CHOICES	RESPONSES	
Very often (4 or more times a month)	47.52%	134
Often (1-3 times a month)	27.66%	78
Sometimes (approximately every other month)	16.67%	47
Rarely (1-2 times a year)	8.16%	23
TOTAL		282

Q4 Have you attended any programs at the library?

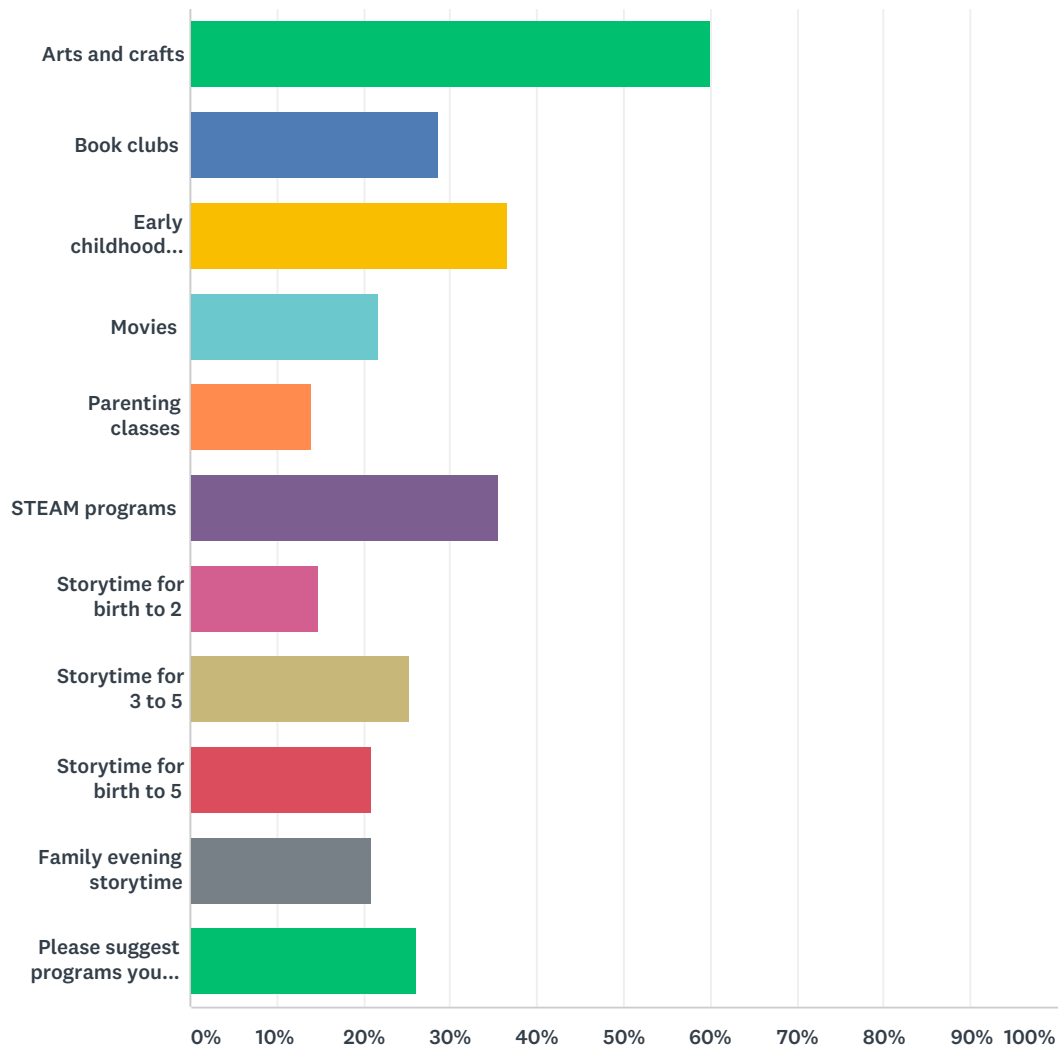
Answered: 273 Skipped: 13



ANSWER CHOICES	RESPONSES	
Yes; Youth (children ages birth to 7)	38.46%	105
No; Youth (children ages birth to 7)	4.76%	13
Yes; (Pre-teen/Teen)	16.85%	46
No; (Pre-teen/Teen)	9.52%	26
Yes; (Adult)	52.75%	144
No; (Adult)	28.21%	77
Total Respondents: 273		

Q5 If you are a parent (of children ages birth to 7), what programs would you be interested in attending?

Answered: 115 Skipped: 171

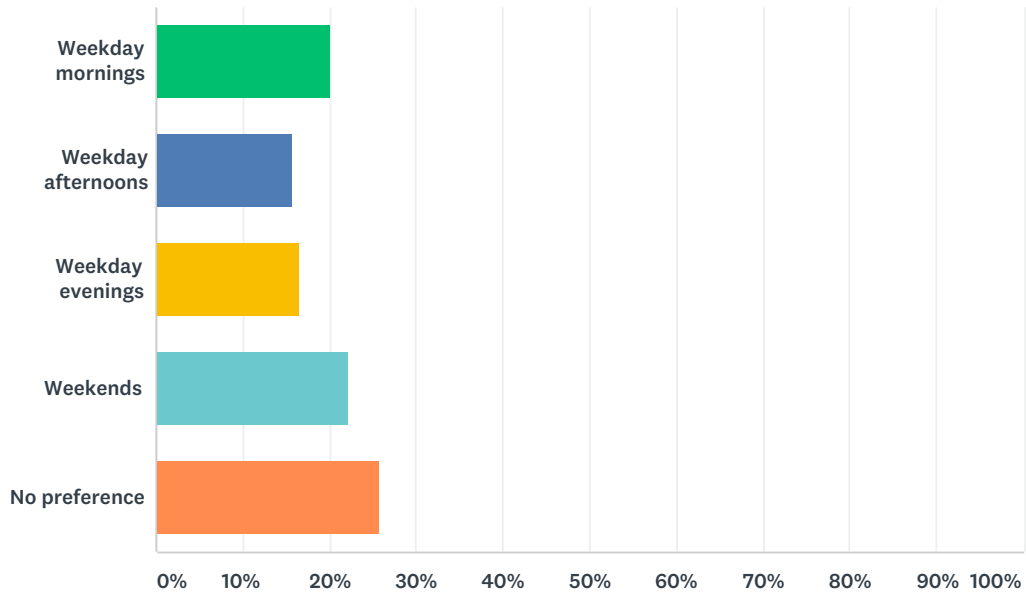


ANSWER CHOICES	RESPONSES	
Arts and crafts	60.00%	69
Book clubs	28.70%	33
Early childhood development activities	36.52%	42
Movies	21.74%	25
Parenting classes	13.91%	16
STEAM programs	35.65%	41
Storytime for birth to 2	14.78%	17
Storytime for 3 to 5	25.22%	29
Storytime for birth to 5	20.87%	24

Family evening storytime	20.87%	24
Please suggest programs you would be interested in attending.	26.09%	30
Total Respondents: 115		

Q6 As a parent I would prefer to attend programs scheduled

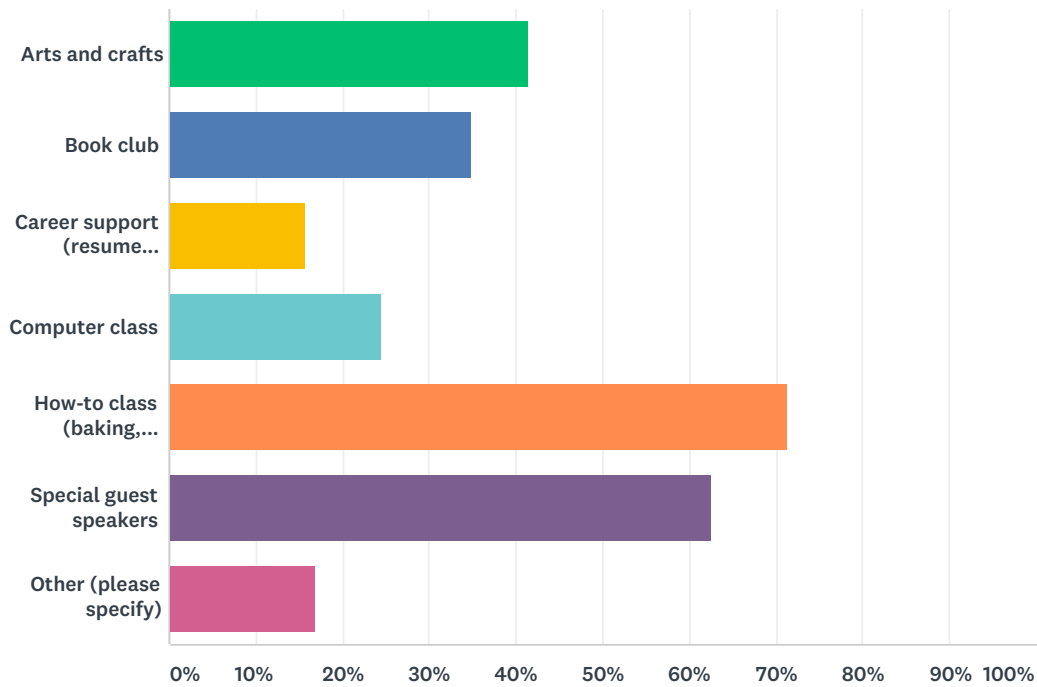
Answered: 140 Skipped: 146



ANSWER CHOICES	RESPONSES	
Weekday mornings	20.00%	28
Weekday afternoons	15.71%	22
Weekday evenings	16.43%	23
Weekends	22.14%	31
No preference	25.71%	36
TOTAL		140

Q7 If you are an adult, what programs would you be interested in attending?

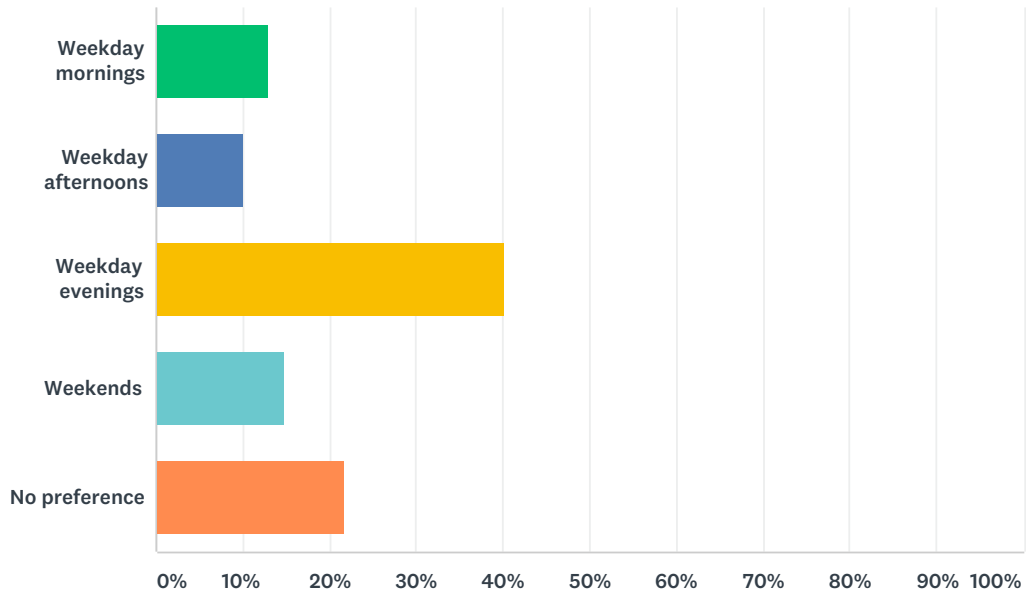
Answered: 241 Skipped: 45



ANSWER CHOICES	RESPONSES	
Arts and crafts	41.49%	100
Book club	34.85%	84
Career support (resume building, job searching help, etc.)	15.77%	38
Computer class	24.48%	59
How-to class (baking, gardening, cooking, etc.) or DIY	71.37%	172
Special guest speakers	62.66%	151
Other (please specify)	17.01%	41
Total Respondents: 241		

Q8 As an adult I would prefer to attend programs scheduled

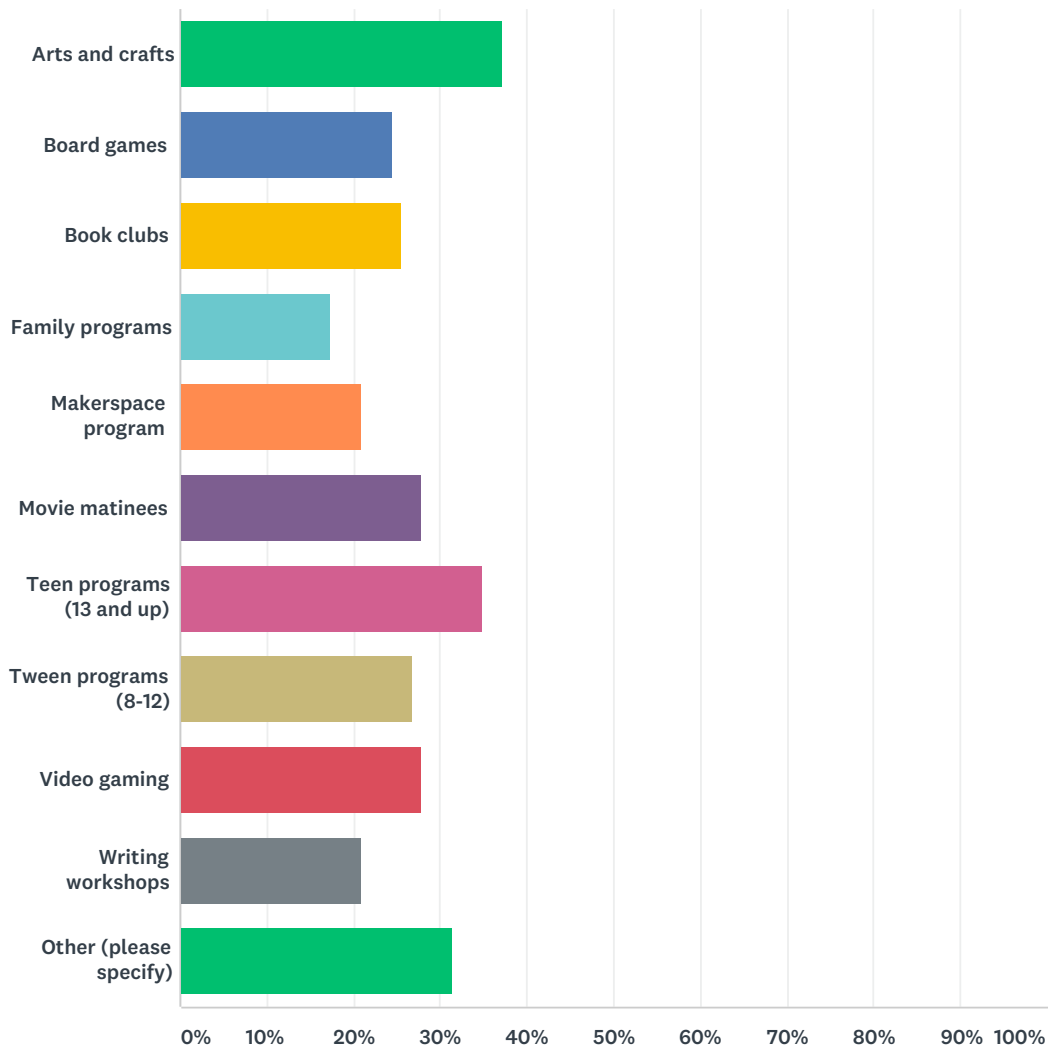
Answered: 261 Skipped: 25



ANSWER CHOICES	RESPONSES	
Weekday mornings	13.03%	34
Weekday afternoons	9.96%	26
Weekday evenings	40.23%	105
Weekends	14.94%	39
No preference	21.84%	57
TOTAL		261

Q9 If you are a pre-teen/teen, what programs would you be interested in attending?

Answered: 86 Skipped: 200

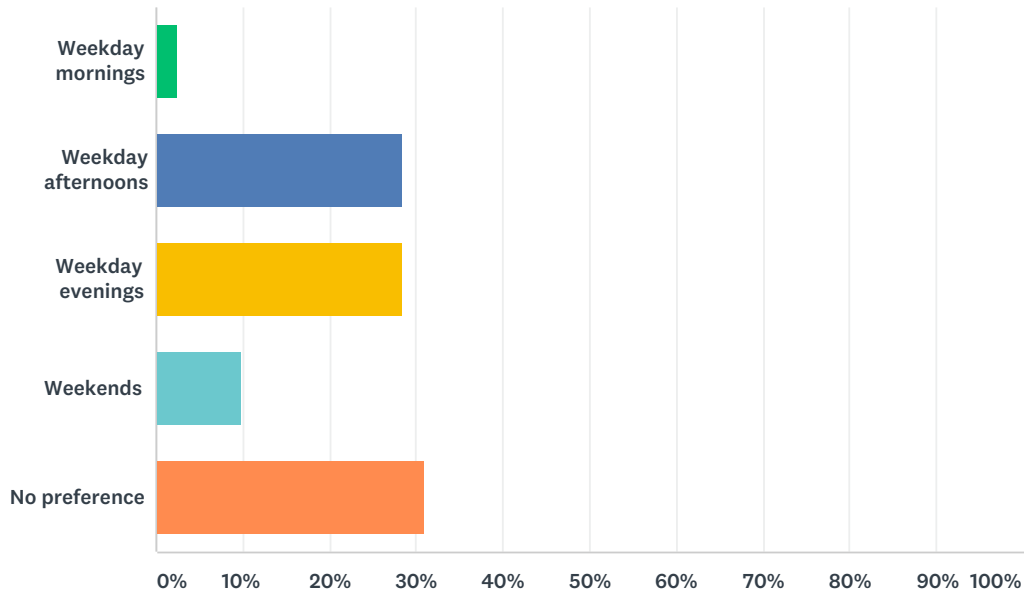


ANSWER CHOICES	RESPONSES	
Arts and crafts	37.21%	32
Board games	24.42%	21
Book clubs	25.58%	22
Family programs	17.44%	15
Makerspace program	20.93%	18
Movie matinees	27.91%	24
Teen programs (13 and up)	34.88%	30
Tween programs (8-12)	26.74%	23
Video gaming	27.91%	24

Writing workshops	20.93%	18
Other (please specify)	31.40%	27
Total Respondents: 86		

Q10 As a pre-teen / teen I would prefer to attend programs scheduled

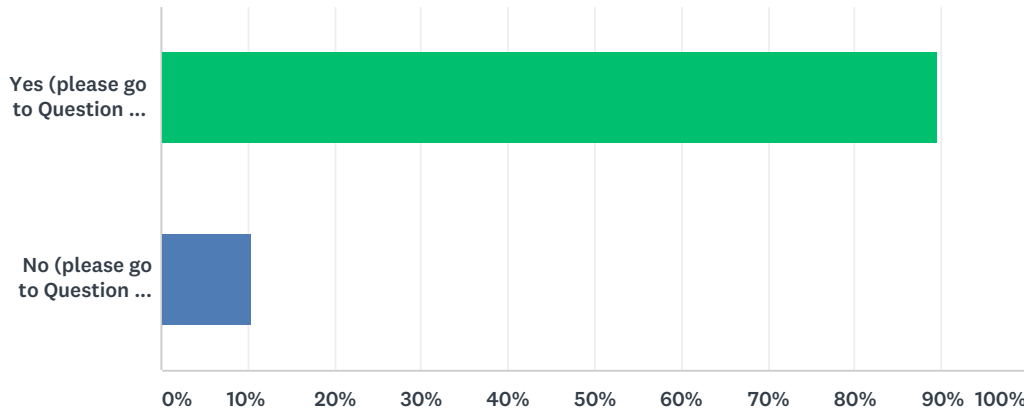
Answered: 81 Skipped: 205



ANSWER CHOICES	RESPONSES	
Weekday mornings	2.47%	2
Weekday afternoons	28.40%	23
Weekday evenings	28.40%	23
Weekends	9.88%	8
No preference	30.86%	25
TOTAL		81

Q11 Do you visit or use any services, in person or online, provided by the Brandon Township Public Library?

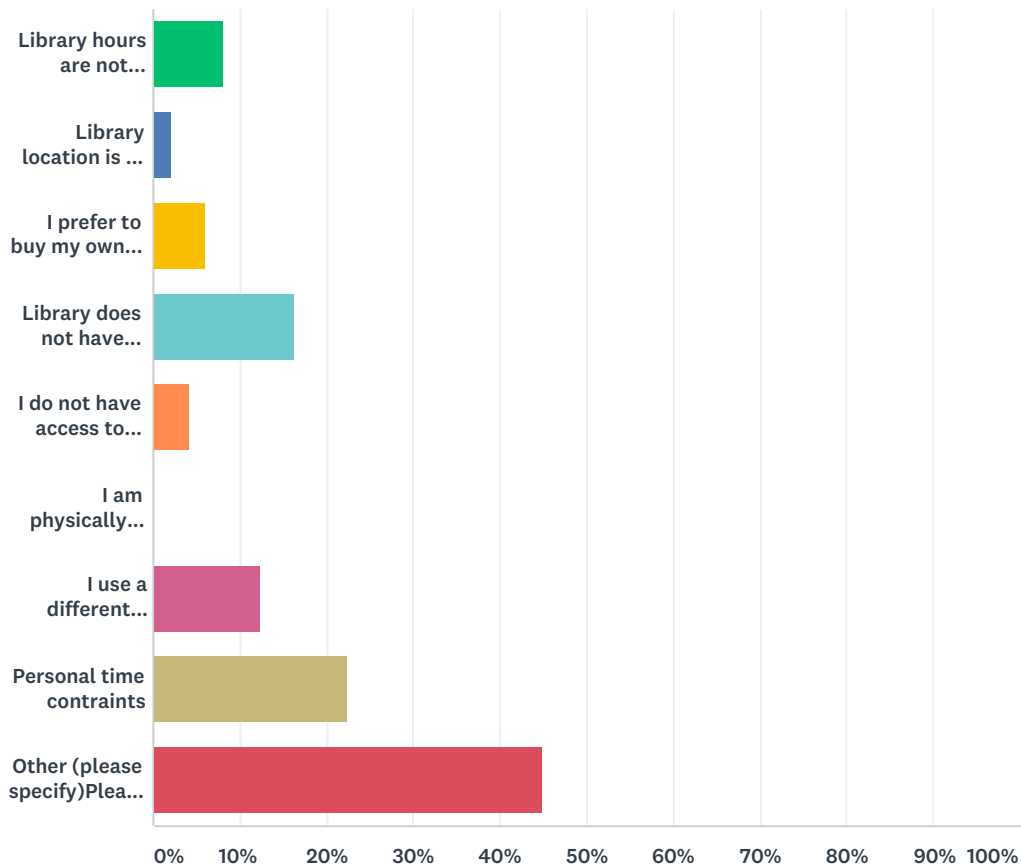
Answered: 267 Skipped: 19



ANSWER CHOICES	RESPONSES	
Yes (please go to Question # 13 and complete the rest of the survey)	89.51%	239
No (please go to Question # 12 and then go to Question # 24)	10.49%	28
TOTAL		267

Q12 If you never use the services of the Brandon Township Public Library, why not? (Select all that apply)

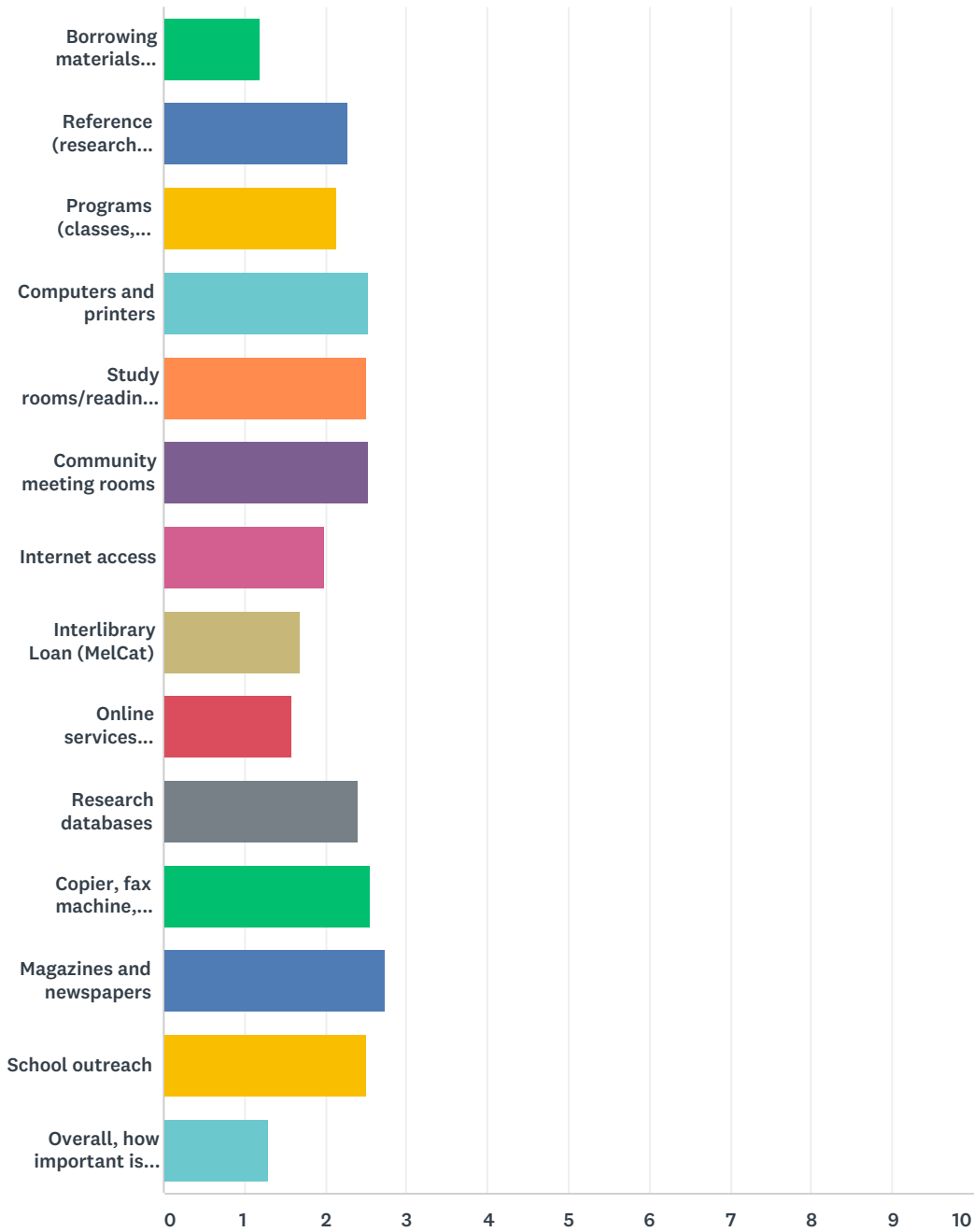
Answered: 49 Skipped: 237



ANSWER CHOICES	RESPONSES
Library hours are not convenient	8.16% 4
Library location is not convenient	2.04% 1
I prefer to buy my own books or other materials	6.12% 3
Library does not have materials I need or want	16.33% 8
I do not have access to transportation	4.08% 2
I am physically unable to do so	0.00% 0
I use a different library	12.24% 6
Personal time constraints	22.45% 11
Other (please specify)Please go to Question # 24	44.90% 22
Total Respondents: 49	

Q13 How important is each of the following library services to you?

Answered: 276 Skipped: 10

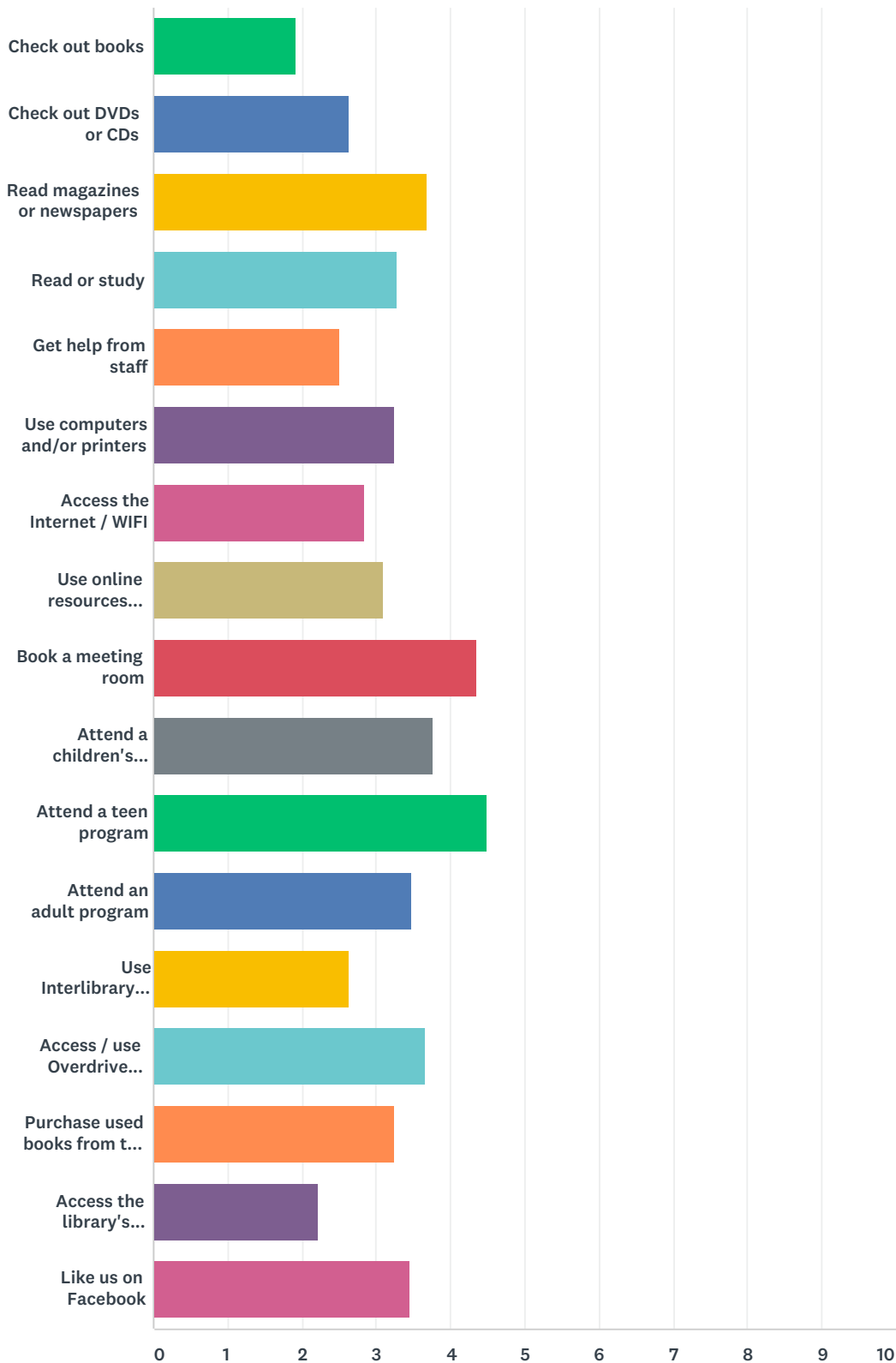


	VERY IMPORTANT	IMPORTANT	SOMEWHAT IMPORTANT	NOT IMPORTANT	DON'T KNOW	TOTAL	WEIGHTED AVERAGE
Borrowing materials (books, DVDs, music, etc.)	87.45% 237	7.38% 20	2.95% 8	1.85% 5	0.37% 1	271	1.20
Reference (research assistance from staff)	32.30% 83	26.07% 67	25.68% 66	14.40% 37	1.56% 4	257	2.27
Programs (classes, storytimes, etc.)	38.04% 97	27.06% 69	21.96% 56	9.80% 25	3.14% 8	255	2.13

Computers and printers	29.41% 75	17.65% 45	24.71% 63	25.88% 66	2.35% 6	255	2.54
Study rooms/reading areas	26.36% 68	24.42% 63	21.32% 55	26.36% 68	1.55% 4	258	2.52
Community meeting rooms	23.02% 58	30.16% 76	21.83% 55	19.44% 49	5.56% 14	252	2.54
Internet access	47.10% 122	22.78% 59	15.06% 39	13.90% 36	1.16% 3	259	1.99
Interlibrary Loan (MelCat)	66.41% 170	16.02% 41	5.47% 14	5.86% 15	6.25% 16	256	1.70
Online services (website, catalog, etc.)	64.57% 164	19.29% 49	9.45% 24	5.51% 14	1.18% 3	254	1.59
Research databases	29.27% 72	27.64% 68	22.76% 56	14.23% 35	6.10% 15	246	2.40
Copier, fax machine, scanner	25.69% 65	20.95% 53	27.27% 69	23.72% 60	2.37% 6	253	2.56
Magazines and newspapers	18.33% 46	22.31% 56	26.69% 67	31.08% 78	1.59% 4	251	2.75
School outreach	34.44% 83	19.09% 46	16.60% 40	20.33% 49	9.54% 23	241	2.51
Overall, how important is the library to you and your family?	76.92% 210	17.58% 48	4.03% 11	1.47% 4	0.00% 0	273	1.30

Q14 Over the last year, how often did you do the following at the library? Please check all that apply

Answered: 275 Skipped: 11

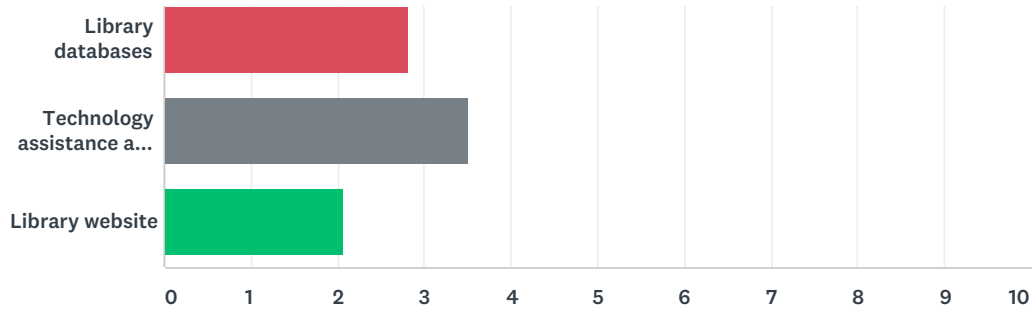


	VERY OFTEN	OFTEN	SOMETIMES	RARELY	NEVER	TOTAL	WEIGHTED AVERAGE
Check out books	50.92% 139	22.34% 61	15.02% 41	6.96% 19	4.76% 13	273	1.92
Check out DVDs or CDs	34.60% 91	14.07% 37	19.77% 52	17.11% 45	14.45% 38	263	2.63
Read magazines or newspapers	9.41% 24	9.02% 23	23.92% 61	19.61% 50	38.04% 97	255	3.68
Read or study	14.12% 36	15.69% 40	25.49% 65	17.65% 45	27.06% 69	255	3.28
Get help from staff	23.11% 61	30.30% 80	27.27% 72	10.61% 28	8.71% 23	264	2.52
Use computers and/or printers	18.01% 47	10.34% 27	24.14% 63	24.52% 64	22.99% 60	261	3.24
Access the Internet / WIFI	27.73% 71	14.06% 36	22.66% 58	16.80% 43	18.75% 48	256	2.85
Use online resources (databases, etc.)	20.23% 52	14.01% 36	24.90% 64	18.68% 48	22.18% 57	257	3.09
Book a meeting room	2.41% 6	6.02% 15	11.65% 29	14.46% 36	65.46% 163	249	4.35
Attend a children's program	15.54% 39	7.57% 19	14.74% 37	9.96% 25	52.19% 131	251	3.76
Attend a teen program	3.23% 8	5.24% 13	6.45% 16	8.47% 21	76.61% 190	248	4.50
Attend an adult program	10.51% 27	12.84% 33	27.24% 70	17.51% 45	31.91% 82	257	3.47
Use Interlibrary loan (Melcat)	30.20% 77	23.53% 60	17.65% 45	10.20% 26	18.43% 47	255	2.63
Access / use Overdrive (eBook and eAudiobook collection)	16.02% 41	8.59% 22	14.06% 36	16.02% 41	45.31% 116	256	3.66
Purchase used books from the Friends book store	15.50% 40	15.89% 41	22.48% 58	21.32% 55	24.81% 64	258	3.24
Access the library's website	37.80% 96	26.38% 67	18.90% 48	9.45% 24	7.48% 19	254	2.22
Like us on Facebook	18.22% 45	14.98% 37	13.36% 33	10.93% 27	42.51% 105	247	3.45

Q15 Please check how satisfied you are with the following aspects of the library. Please check all that apply

Answered: 269 Skipped: 17



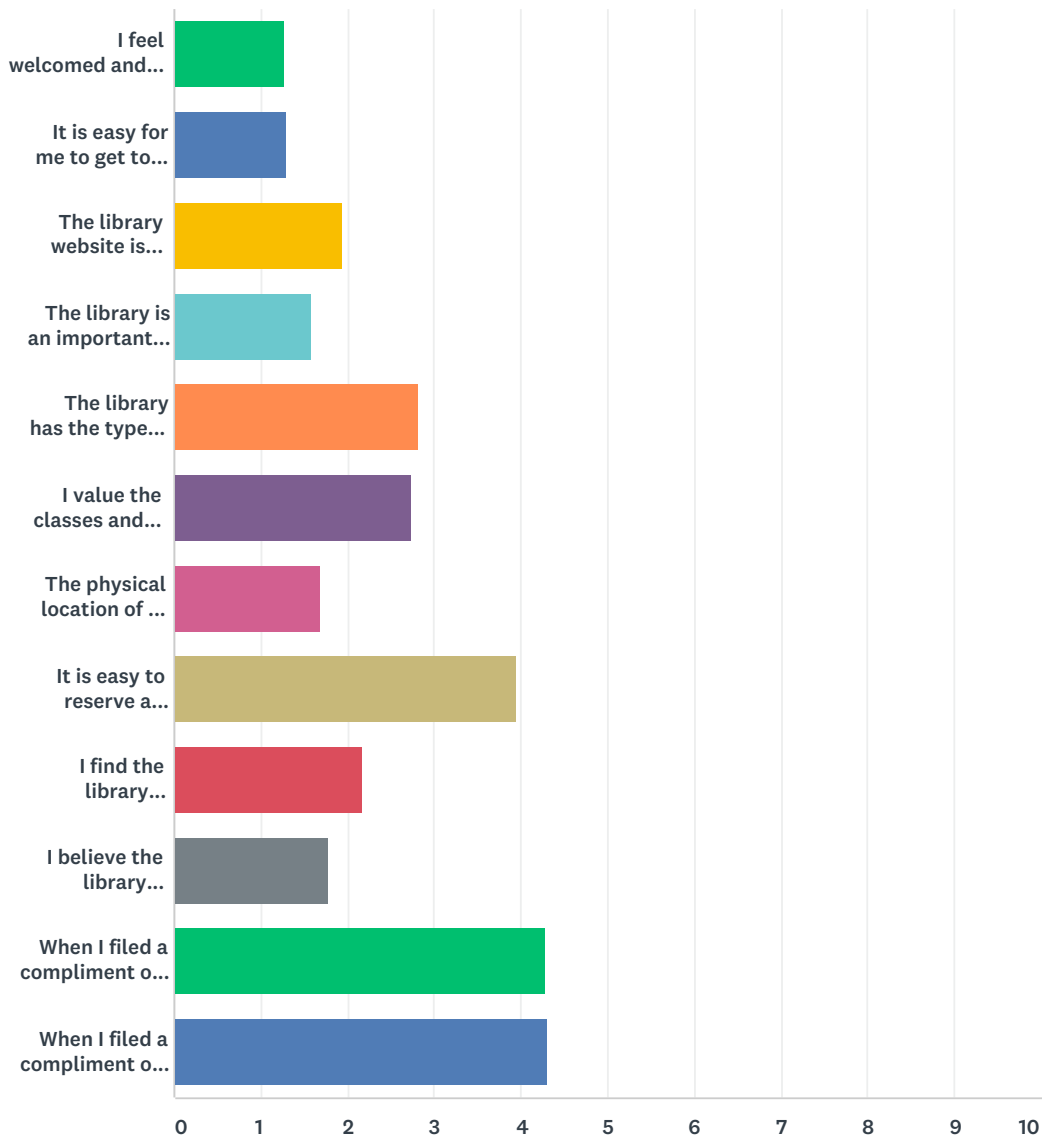


	VERY SATISFIED	SATISFIED	UNSATISFIED	VERY UNSATISFIED	DO NOT USE	TOTAL	WEIGHTED AVERAGE
Hours the library is open	56.39% 150	36.09% 96	6.39% 17	0.38% 1	0.75% 2	266	1.53
Adult book collection	40.84% 107	41.98% 110	9.92% 26	1.15% 3	6.11% 16	262	1.90
Teen book collection	12.24% 29	23.21% 55	2.11% 5	0.84% 2	61.60% 146	237	3.76
Youth book collection	24.48% 59	26.14% 63	2.49% 6	1.24% 3	45.64% 110	241	3.17
DVDs	20.00% 50	46.80% 117	4.40% 11	1.20% 3	27.60% 69	250	2.70
Books on CD	15.64% 38	32.10% 78	4.94% 12	0.41% 1	46.91% 114	243	3.31
Overdrive / eBook collection	13.11% 32	25.41% 62	5.33% 13	1.23% 3	54.92% 134	244	3.59
Magazines and newspapers	12.20% 30	34.55% 85	4.88% 12	0.00% 0	48.37% 119	246	3.38
Staff helpfulness and assistance	67.56% 177	26.72% 70	1.53% 4	0.38% 1	3.82% 10	262	1.46
Staff knowledge	69.85% 183	22.90% 60	2.29% 6	0.38% 1	4.58% 12	262	1.47
Meeting rooms	23.46% 57	23.46% 57	0.41% 1	0.00% 0	52.67% 128	243	3.35
Reading and study areas	26.94% 66	34.69% 85	2.86% 7	1.22% 3	34.29% 84	245	2.81
Children's programs	32.08% 77	18.33% 44	1.67% 4	0.42% 1	47.50% 114	240	3.13
Teen programs	10.17% 24	11.44% 27	2.54% 6	0.42% 1	75.42% 178	236	4.19
Adult programs	26.69% 67	34.66% 87	5.18% 13	1.59% 4	31.87% 80	251	2.77
Computer availability	38.87% 96	27.53% 68	0.81% 2	0.40% 1	32.39% 80	247	2.60
Printing and copier services	29.32% 73	30.52% 76	1.61% 4	0.40% 1	38.15% 95	249	2.88
WIFI access	33.88% 83	33.47% 82	2.04% 5	0.00% 0	30.61% 75	245	2.60
Library databases	22.95% 56	38.93% 95	4.10% 10	0.82% 2	33.20% 81	244	2.82

Technology assistance and training	16.05% 39	25.51% 62	2.88% 7	1.65% 4	53.91% 131	243	3.52
Library website	34.78% 88	45.06% 114	7.91% 20	3.16% 8	9.09% 23	253	2.07

Q16 Please select the answer for how much you agree or disagree with the following.

Answered: 270 Skipped: 16

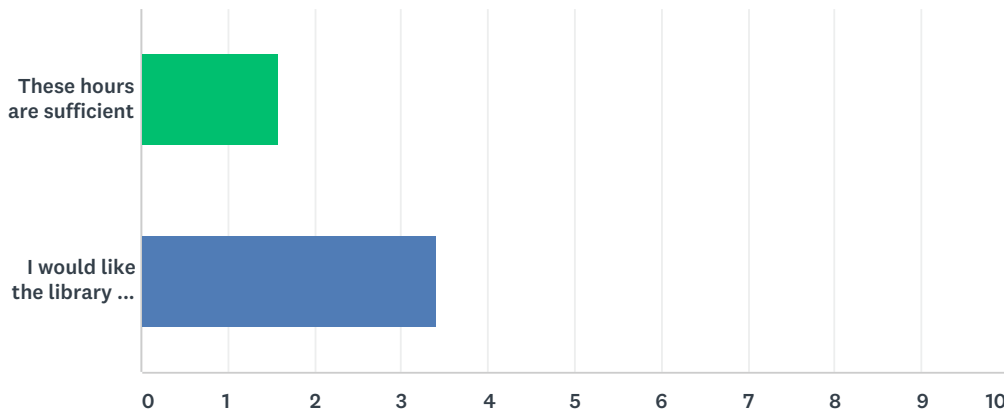


	STRONGLY AGREE	AGREE	DISAGREE	STRONG DISAGREE	DO NOT KNOW / NOT APPLICABLE / NO OPINION	TOTAL	WEIGHTED AVERAGE
I feel welcomed and comfortable in the library	78.81% 212	17.47% 47	2.60% 7	0.00% 0	1.12% 3	269	1.27
It is easy for me to get to the library	76.49% 205	20.52% 55	1.12% 3	0.37% 1	1.49% 4	268	1.30
The library website is useful to me	48.65% 126	32.05% 83	5.79% 15	2.70% 7	10.81% 28	259	1.95
The library is an important place for the community to meet	67.55% 179	22.64% 60	1.51% 4	0.75% 2	7.55% 20	265	1.58

The library has the type of spaces that I am interested in using (meeting rooms)	38.22% 99	20.08% 52	1.93% 5	0.77% 2	39.00% 101	259	2.82
I value the classes and training I receive at the library	36.29% 94	25.87% 67	1.16% 3	0.39% 1	36.29% 94	259	2.75
The physical location of the library is important to me	57.95% 153	32.20% 85	1.14% 3	0.00% 0	8.71% 23	264	1.69
It is easy to reserve a meeting room	13.94% 35	15.14% 38	1.20% 3	0.40% 1	69.32% 174	251	3.96
I find the library newsletter with program information useful	44.71% 114	32.94% 84	1.96% 5	0.39% 1	20.00% 51	255	2.18
I believe the library actively participates in the community	54.72% 145	30.94% 82	4.91% 13	0.75% 2	8.68% 23	265	1.78
When I filed a compliment or complaint it was resolved in a timely manner	10.28% 26	7.51% 19	3.16% 8	1.58% 4	77.47% 196	253	4.28
When I filed a compliment or complaint it was handled appropriately	9.06% 23	7.48% 19	3.54% 9	1.97% 5	77.95% 198	254	4.32

Q17 The library is currently open 62 hours a week (Monday - Thursday: 9am–9pm; Friday: 9am–5pm; Saturday: 9am–3pm; Sunday: Closed).

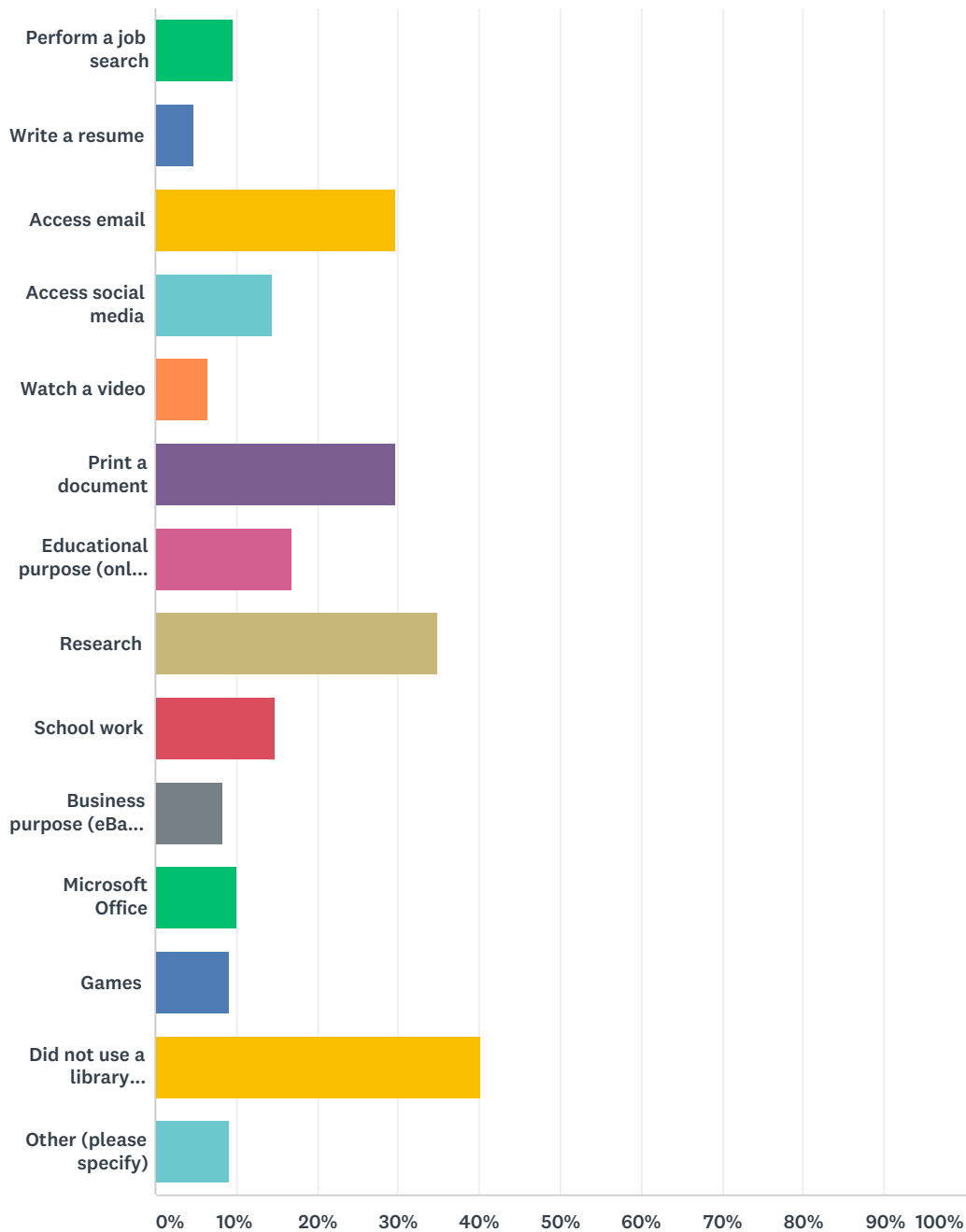
Answered: 269 Skipped: 17



	STRONGLY AGREE	AGREE	DISAGREE	STRONGLY DISAGREE	DON'T KNOW / NO OPINION	TOTAL	WEIGHTED AVERAGE
These hours are sufficient	55.38% 144	34.23% 89	7.69% 20	0.38% 1	2.31% 6	260	1.60
I would like the library to be open more hours (please suggest hours below)	13.17% 27	16.10% 33	22.44% 46	14.63% 30	33.66% 69	205	3.40

Q18 If you used a computer in the library, did you use it to / for: (Please select all that apply)

Answered: 229 Skipped: 57

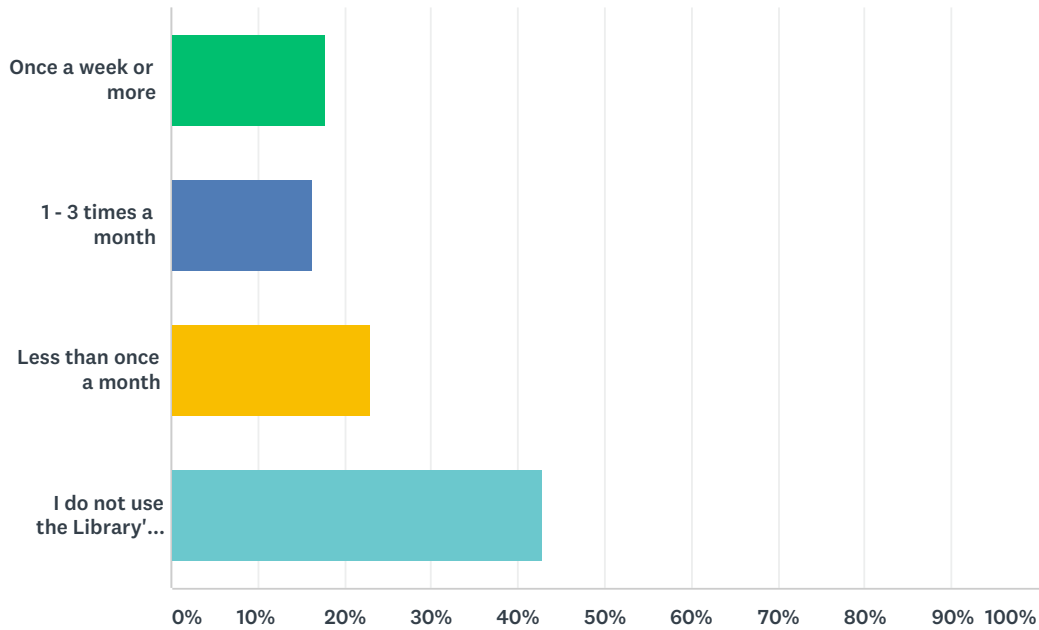


ANSWER CHOICES	RESPONSES	
Perform a job search	9.61%	22
Write a resume	4.80%	11
Access email	29.69%	68
Access social media	14.41%	33

Watch a video	6.55%	15
Print a document	29.69%	68
Educational purpose (online class, etc.)	17.03%	39
Research	34.93%	80
School work	14.85%	34
Business purpose (eBay, Etsy, etc.)	8.30%	19
Microsoft Office	10.04%	23
Games	9.17%	21
Did not use a library computer	40.17%	92
Other (please specify)	9.17%	21
Total Respondents: 229		

Q19 How often do you access the library's WIFI?

Answered: 264 Skipped: 22



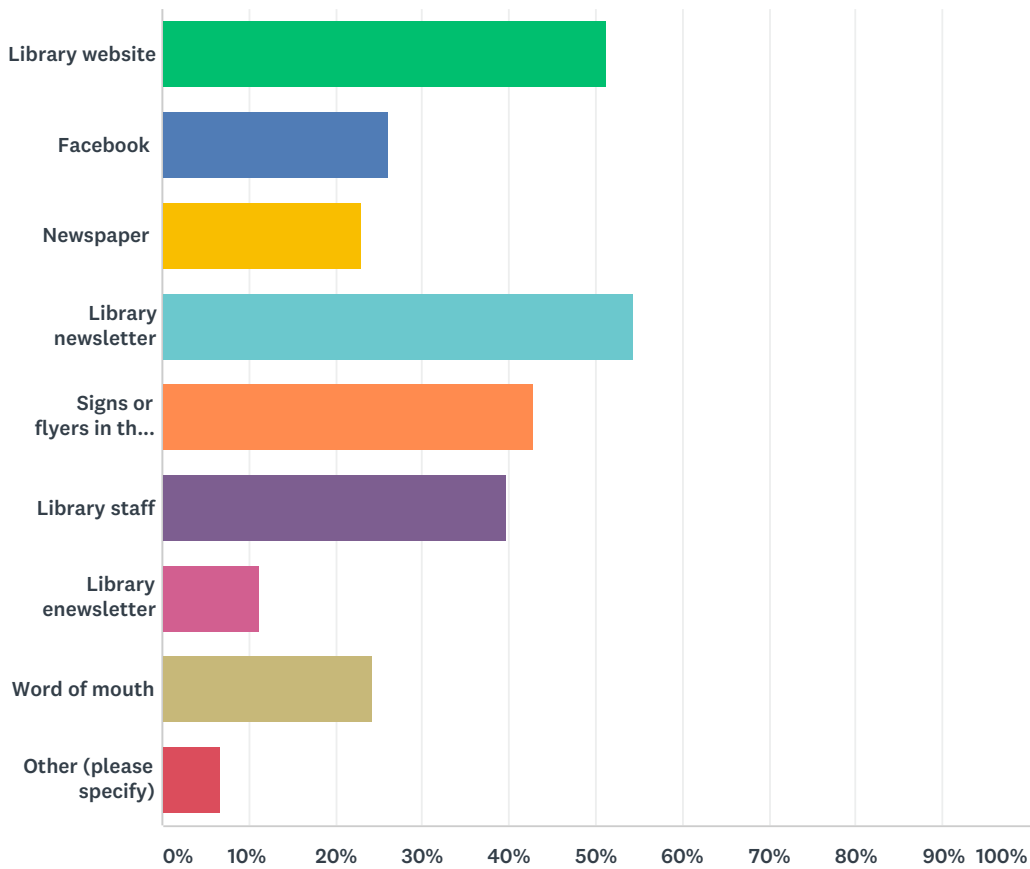
ANSWER CHOICES	RESPONSES	
Once a week or more	17.80%	47
1 - 3 times a month	16.29%	43
Less than once a month	23.11%	61
I do not use the Library's WIFI	42.80%	113
TOTAL		264

**Q20 Are there any services you think the library should provide?
(Examples: Hoopla, library catalog app, mobile hotspots, etc.)**

Answered: 79 Skipped: 207

Q21 How do you typically find out about library programs, events, what the library offers? (Select all that apply)

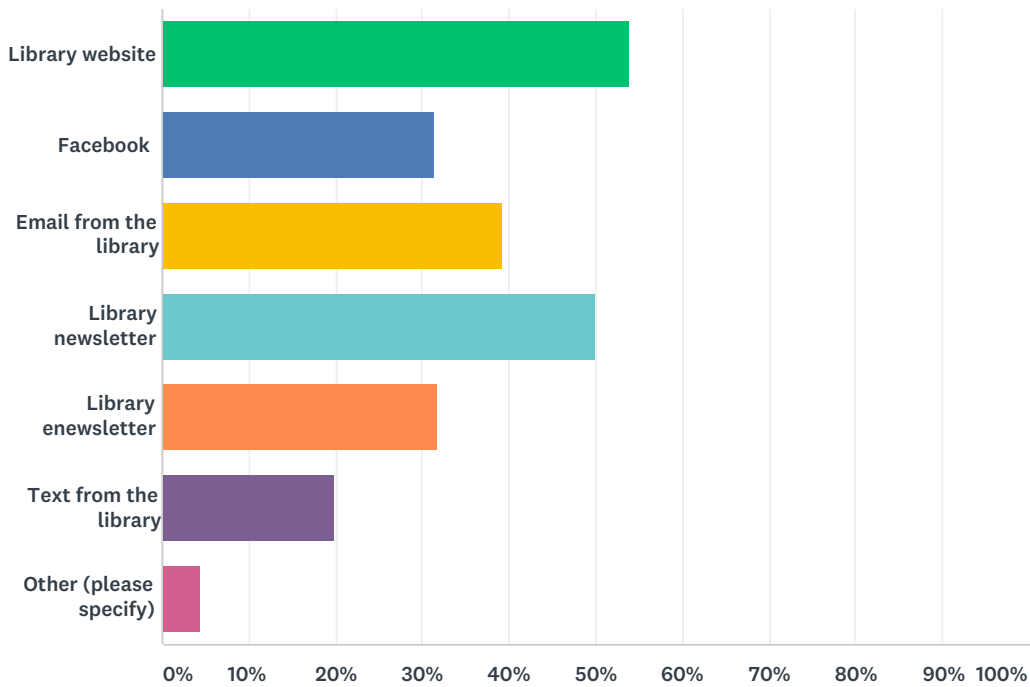
Answered: 256 Skipped: 30



ANSWER CHOICES	RESPONSES	
Library website	51.17%	131
Facebook	26.17%	67
Newspaper	23.05%	59
Library newsletter	54.30%	139
Signs or flyers in the library	42.97%	110
Library staff	39.84%	102
Library e-newsletter	11.33%	29
Word of mouth	24.22%	62
Other (please specify)	6.64%	17
Total Respondents: 256		

Q22 How would you prefer to receive information from the library? (Select all that apply)

Answered: 246 Skipped: 40



ANSWER CHOICES	RESPONSES	
Library website	54.07%	133
Facebook	31.30%	77
Email from the library	39.43%	97
Library newsletter	50.00%	123
Library e-newsletter	31.71%	78
Text from the library	19.92%	49
Other (please specify)	4.47%	11
Total Respondents: 246		

Q23 What would you miss the most if it stopped being offered by the library?

Answered: 204 Skipped: 82

Q24 What ONE THING could the Brandon Township Public Library do to become more useful to you?

Answered: 156 Skipped: 130

Q25 Please feel free to provide any additional comments that you feel will help us in planning for the future of the Brandon Township Public Library.

Answered: 88 Skipped: 198